

# **Welcome to Lincoln (Year 1)**

## **‘Meet and Greet’**



**Keep up to date and in touch via our  
class twitter page:**

[https://twitter.com/Mrs\\_Curt1](https://twitter.com/Mrs_Curt1)

# Adults in Lincoln



**Miss Coucom**



**Miss Savage**



**Mrs Curt**



**Mrs Meagher**

# Aims of our School

*At St Andrew's Church of England Primary School we aim to provide a safe and happy learning environment where:*

*'Everything we do, everything we say, everything we are about must ultimately be for the children, to develop them into positive participants in the world community'  
'Opening the door to learning' John 10:10 'to have life in all its fullness'.*

- To encourage children to become highly motivated life-long learners
- To enable children to have high self-esteem – respecting themselves, others and the environment
- To provide an ethos of support, challenge and encouragement
- To provide learning partnerships between home and the community



# Golden Rules and Expectations



We as a school community have high expectation of our pupils and want to ensure that they all achieve their best. Our **philosophy** is to **encourage** the **positive** behaviours and work together.

The golden rules are followed across school and POSITIVE reinforcement and encouragements of these rules in various ways, such as:

**House points**

**Merits (To be introduced later in the year)**

**Head teacher Awards**

**Star of the week**

**Achievement assembly**

**Lunchtime Award**

**Effort Cup**


**Responsibilities around the classroom**

**Golden star**



# Rules and Consequences

- Golden Rules- rewards and consequences
- Class Rules
- Traffic Light system
- Reminders
- Verbal warnings by class teacher
- Time out from situation
- Loss of free time (golden time or break)
- Spoken to by headteacher




Please look at the school website to view the behaviour policy.



# Curriculum

- Curriculum letter on class website page <https://www.st-andrews.lincs.sch.uk/year1.asp>
- Emphasis on key skills and mastery
- Subjects relate to our topic where possible eg. English, Science and Art/D+T
- **Our topic this term is 'Traditional Tales'**
- We follow schemes for:
  - 'Penpals' handwriting
  - Phonics: Little Wandle
  - Maths No Problem



Year 1 Non-Negotiables:

<https://www.st-andrews.lincs.sch.uk/NonNegotiablesLearning.asp>

# Phonics at St Andrew's School




## Phonics scheme: Little Wandle Letters and Sounds

Phonics is the process by which we initially teach children to read. It is very important in the early stages of learning to read and is therefore taught daily in EYFS and KS1. 'Little Wandle Letters and Sounds' has lots of reading and writing practice. The sessions are pacy and will engage the children and help them develop reading skills and love of reading.

## Helping your child at home

1. Read with your child. Your child will bring home a decodable book, based on their phonics level, to read to you. Encourage them and talk to them about the book.
2. Help your child to practice their grapheme-phoneme correspondences: recognising and saying sounds (phonemes) by how they are written (graphemes). Your child's teacher may give you an 'information sheet' to support with this. Or/and you can use the Little Wandle website's 'For parents' section to see videos of how sounds are to be pronounced and for further guidance about e.g. how 'blending' and 'tricky words' are taught:  
<https://www.littlewandlelettersandsounds.org.uk/resources/for-parents/>
3. Enjoy the shared reading book chosen by your child each week. This book is for you to enjoy together.



Phase 2 grapheme information sheet			Autumn 1
Grapheme and mnemonic	Picture card	Pronunciation phrase	Formation phrase
<b>s</b> s	 snake	Show your teeth and let the s hiss out <b>sssss sssss</b>	Under the snake's chin, slide down and round its tail.
<b>a</b> a	 astronaut	Open your mouth wide and make the 'a' sound at the back of your mouth <b>a a a</b>	Around the astronaut's helmet, and down into space.
<b>t</b> t	 tiger	Open your lips; put the tip of your tongue behind your teeth and press <b>t t t</b>	From the tiger's nose to its tail, then follow the stripe across the tiger.

# Phonics at St Andrew's School

## Group Reading




The children in KS1 will participate in group reading twice a week. These sessions focus on:

- decoding
- prosody – reading with meaning, stress and intonation
- comprehension – understanding the text






**Please ensure books are brought to school everyday as these are the books, we will use for group reading.**

**Books will be changed on a MONDAY.**

Phase 2 grapheme information sheet			Autumn 1
Grapheme and mnemonic	Picture card	Pronunciation phrase	Formation phrase
<b>s</b> s	 snake	Show your teeth and let the s hiss out <b>ssssss</b>	Under the snake's chin, slide down and round its tail.
<b>a</b> a	 astronaut	Open your mouth wide and make the 'a' sound at the back of your mouth <b>a a a</b>	Around the astronaut's helmet, and down into space.
<b>t</b> t	 tiger	Open your lips, put the tip of your tongue behind your teeth and press <b>t t t</b>	From the tiger's nose to its tail, then follow the stripe across the tiger.



# WHY READ 20 MINUTES AT HOME?

Student A Reads	Student B Reads	Student C Reads
20 minutes per day	5 minutes per day	1 minute per day
3,600 minutes per school year	900 minutes per school year	180 minutes per school year
1,800,000 words per year	282,000 words per year	8,000 words per year
		
Scores in the 90th percentile on standardized tests.	Scores in the 50th percentile on standardized tests.	Scores in the 10th percentile on standardized tests.

If a student starts reading for 20 minutes per night in Kindergarten, by the end of 6th grade, Student A will have read for the equivalent of 60 school days, Student B will have read for 12 school days, and Student C will have read for 3.

**WANT TO BE A BETTER READER? SIMPLY READ.**

# Assessment

- Age related expectations at the start of each term
  - Reading and comprehension
  - Spelling
- Phonics Screening (June)
- Reading and Mathematics papers at Summer checkpoint
- Maths No Problem end of chapter reviews
- Teacher assessments and learning journeys

*Regular feedback given to the children – see the marking policy on the school website.*

# Homework



- Reading

- Practise phonics sounds and tricky words

Homework will be set every Thursday in due course.

Homework could be Maths, English or topic related.

Please check Teams as this is where the homework will be set and handed in.

- Homework Books

(See next slide for Microsoft Teams information)

# Teams

Microsoft Teams is used across school (Year 1 – 6) as an online platform for homework and in the event of isolation, an online learning platform.

Please visit the school website and click the links to view how to log in and the school use policy.

<https://www.st-andrews.lincs.sch.uk/year1.asp>



# Other information:

- Ensure you are punctual to school. The children have tasks set first thing in the morning and it is important for the children to get settled quickly.
- Bring to school your **water** bottle to school (sports-cap please)
- At breaktimes we will have a snack which is FREE FOR KS1, or if bringing your own snack ensure it is healthy ( no chocolate, crisps etc)
- Milk - If you would like you child to have milk then contact the school office.



# Pick ups

- Pick ups – please inform school if the adult picking up will be different on any day.
- Also please contact the school office if there will be another adult (e.g. a grandparent) or parent regularly picking up your child so their name can be added to the system of your approved pick-ups.

If the school has not been contacted, we will not release your child until you have confirmed the pick up.





## Uniform:

- Shirts should be tucked in.
- PE Kit – should be **worn on PE days: Tuesdays and Wednesdays** (unless informed of a change)
- Trainers to be worn for outdoor P.E. and indoor P.E. Please ensure that if your child has laces on their shoes, they can do them up themselves.
- Socks should be plain (white, black or grey).
- Appropriate footwear to be worn.
- No nail varnish or tattoos and only appropriate earrings (covered on PE days).
- Children with long hair have it tied back throughout the school day with a suitable plain hair band or bobble. We would ask for no novelty hair bands or ribbons please.
- No phones/gadgets
- **Make sure uniform is labelled please.**

# Trips - Parent helpers

During the academic year there are usually opportunities for the children to experience out of school trips. In the past these have included:

- *Walk around Leasingham village*
- *Trip to farm*
- Monthly visits to church
- *Tattershall Castle*



Volunteer Helpers always needed and appreciated



The school will use WISEPAY for the following:

- Clubs
- Parent Evenings
- Trips
- Text reminders

School lunches are ordered by you directly from the hot meal provider.

You need to make sure you have a log in set up and ready to go. Any issues please contact Mrs Whalen as this is a vital communication tool between school and home.



## Important Information






Please make sure you keep contact information up to date (phone the school office).

**Please always update school about any medical conditions and medicines the children are taking, including allergy/food updates.**

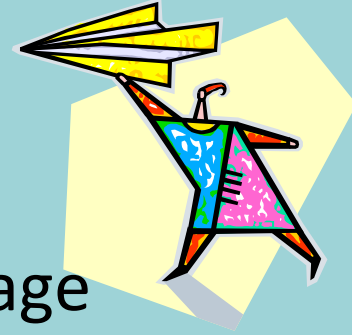
Pupil premium/FSM - if eligible please claim, school can do this for you if you fill in a form from the office.

# Internet Safety

To make you aware of the issues we are having to deal with in school regarding the inappropriate use of technology and Social Media from out of school. This also applies to some games that have 18 ratings yet children in school are playing these. These games contain inappropriate material that is repeated by the children in school and has an impact on their behaviours. Please keep a look out for our monthly Internet Safety Newsletter on Twitter.

APP	Appropriate Age to Access	
Whatsapp	13	
Snapchat	13	
Skype	13	
Instagram	13	
Facebook	13	

# Important information websites



- School Website: class page and newsletter page

<http://www.st-andrews.lincs.sch.uk/year1.asp>

<https://www.st-andrews.lincs.sch.uk/newsletters.asp>

- School Twitter: <https://twitter.com/LeasStAndrews>

- Class Twitter: [https://twitter.com/Mrs\\_Curt1](https://twitter.com/Mrs_Curt1)

**Important information and newsletters will be found on the school website and Twitter so please check regularly.**



# And finally ...

A huge 'Well Done and Thank You' to your children for settling quickly into our class routines.

We look forward to teaching and caring for them this academic year.

